

## SECURITY HANGERS for WOOD MOULDINGS

This 2-piece mounting bracket is perfect for heavy frames and mirrors. Wall mounting bracket with security spring facing up is mounted to the wall. The frame mounting bracket, with the

inner leg facing down, is mounted to the frame. They interlock easily and quickly and insure a strong, secure hanging system.



**Item #432**  
Phillips Head,  
Flat Head  
Wood Screw



**Item #435**  
Phillips Head,  
Flat Head  
Wood Screw



**Item #516**  
Wall Anchor

### Item #904 SINGLE POLY BAG:

Includes:


- 1 set of brackets
- 4 - #432 1/2" x #6 wood screws for frame mounting bracket
- 4 - #435 1" x #6 wood screws for wall mounting bracket
- 4 - #516 wall anchors

### Item #905 BULK for 100 FRAMES:


Includes:

- 100 sets of brackets
- 1 box
- 5 bx + @
- 400 - #432 1/2" x #6 wood screws for frame mounting bracket
- 400 - #435 1" x #6 wood screws for wall mounting bracket
- 400 - #516 wall anchors


#### FRAME MOUNTING BRACKET



#### WALL MOUNTING BRACKET



## DECOR CLEAT HANGING BARS for HEAVY FRAMES



**CAN SHIP UPS**

Easy to cut-to-size extruded aluminum with 3/16" pre-drilled mounting holes every 4" for easy mounting on walls or into wall studs for maximum strength. Hangs tightly to the wall. Designed for heavy and oversized frames, framed mirrors, or cabinets and heavy objects for commercial or residential applications. *Two bars are needed per framing application - one for the frame and one for the wall.*

**Instructions:** Attach one bar to the top of the picture frame. We recommend using a Decor #422, 1/2" x #6, Phillips Pan Head Sheet Metal Screw or longer, depending on the frame thickness. Attach the other bar to the wall, using a level to ensure that the frame will hang correctly. We recommend using Decor #426, 1" x #8 Pan Combo Sheet Metal Screws with Decor #516 Wall Anchors.

Item	Description	Pkg'g	1 pkg	4+ pkg	10+ pkgs
	<b>CLEAT HANGING BAR - 12" pre-cut strips (3 holes, 4" apart)</b>				
765	<input checked="" type="checkbox"/> 1.2mm thick x 1 1/16" wide	20/pack			
	<b>SUPER CLEAT HANGING BAR - 12" pre-cut strips (3 holes, 4" apart)</b>				
766	<input checked="" type="checkbox"/> 2.0mm thick x 1 1/4" wide	20/pack			
Item	Description	Pkg'g	Min 4 pcs.	10 pcs.	20 pcs.
	<b>CLEAT HANGING BAR - 59" long (for 90lbs. or less)</b>				
870	1.2mm thick x 1 1/16" wide	-			
	<b>SUPER CLEAT HANGING BAR - 59" long (for 90lbs. or more)</b>				
871	2.0mm thick x 1 1/4" wide	-			

## DECOR CLEAT HANGING BARS used with SECURITY HARDWARE

By adding the following items, you can **securely** hang heavy objects.

We recommend the following hardware to hang 100 frames:

- 1 - #511H Security Slotted Brackets, 100 pack
- 1 - #509H Security T-Screws, 100 pack
- 1 - #547H Wall Anchors, 100/pack for T-Screw #509
- 1 - #422 1/2" x #6 Phillips Pan Head Sheet Metal Screws, 200/box
- 1 - #508 Security Wrench

**DECOR**  
MOULDING & SUPPLY

Tel: 631-231-5959 • 1-800-937-1055  
Fax: 631-231-5034 • 1-800-937-0006  
order@decormoulding.com

#### For the Cleat Bar that attaches to Picture Frame:

We recommend using a Decor #422, 1/2" x #6, Phillips Pan Head Sheet Metal Screw or longer, depending on the frame thickness.

#### For the Cleat Bar that attaches to the Wall:

We recommend using Decor #426, 1" x #8 Pan Combo Sheet Metal Screws with Decor #516 Wall Anchors.

**Reminder:** There are pre-drilled mounting holes every 4".

**Example:** To hang 100 frames, using two 8" cleat pieces per frame, you will need 29 strips of 59" #870 or #871 Cleat Hanging Bars. For each 59" long bar, the yield is 7 each 8" pieces. You will need 200 8" pieces. So you would need to buy 29 bars.

See back cover for details

Eff. 8/3/16