



ALUMINUM FRAME HARDWARE



Shown appx. actual size



Item	Quantity	Price	Item	Quantity	Price
Zinc Plated Tapped Corner Angle w/Set Screws inserted					
400 <input checked="" type="checkbox"/> 200/box			400T	1000/box	
Back Plate Angle to be used w/#400 (#400T)					
401 <input checked="" type="checkbox"/> 200/box			401T	1000/box	
3/8" Spring Clip-center notched					
402 <input checked="" type="checkbox"/> 200/box			402T	1000/box	
European Hanger w/Set Screw					
403 <input checked="" type="checkbox"/> 200/box			403T	1000/box	
Snap in Hanger after Frame is Assembled					
404 <input checked="" type="checkbox"/> 200/box			404T	1000/box	

Omni Hanger for Nielsen Gilded styles 118, 119, 121, 122, 123, 124 HA7112

You must use 2 Omni Hangers for the above Gilded styles.

Enough Hardware for 1 Frame

Item #1-SCREW		Item #1-SNAP	
Includes:		Includes:	
Item #	Qty	Item #	Qty
#400	4 Pcs.	#400	4 Pcs.
#401	4 Pcs.	#401	4 Pcs.
#402	8 Pcs.	#402	8 Pcs.
#403	2 Pcs.	#404	2 Pcs.
Bumpers	4 Pcs.	Bumpers	4 Pcs.

Item #	1 @	10 + @
1-SCREW <input checked="" type="checkbox"/>		
1-SNAP <input checked="" type="checkbox"/>		


Enough Hardware for 100 Frames

Item #100-SCREW		Item #100-SNAP	
Includes:		Includes:	
Item #	Qty	Item #	Qty
#400	400 Pcs.	#400	400 Pcs.
#401	400 Pcs.	#401	400 Pcs.
#402	800 Pcs.	#402	800 Pcs.
#403	200 Pcs.	#404	200 Pcs.
Bumpers	400 Pcs.	Bumpers	400 Pcs.

Item #	1 @	2 + @	5 + @
100-SCREW			
100-SNAP			

WOOD FRAME HARDWARE

STEEL PLATES



CORNER ANGLES

Shown appx. actual size

Item	Description	1 for
#760 <input checked="" type="checkbox"/>	1"x1"x1/2" inside corner angle	100 pack
#840 <input checked="" type="checkbox"/>	2"x1/2" 2 hole plate	100 pack
#841 <input checked="" type="checkbox"/>	3"x3/4" 4 hole plate	100 pack
#842 <input checked="" type="checkbox"/>	1 1/2"x1 1/2"x3/16" corner	100 pack
#843 <input checked="" type="checkbox"/>	2"x2"x3/16" corner	100 pack
#901 <input checked="" type="checkbox"/>	3 1/2"x3 1/2"x1/4" corner	48 pack
#902 <input checked="" type="checkbox"/>	5"x5"x1/16" corner	48 pack

We recommend 1/2"x#6, Decor #432 Flat Head Wood Screws.

PHILLIPS HEAD SCREWS



Item #420-425
Phillips Head, Pan Head Sheet Metal Screw

Packed 200/Box Price/100

Packed 1000/Box

Item #	Size	Price/1000	5000 +
PHILLIPS HEAD, PAN HEAD SHEET METAL SCREWS			
420 <input checked="" type="checkbox"/>	1/4" x #6		
421 <input checked="" type="checkbox"/>	3/8" x #6		
422 <input checked="" type="checkbox"/>	1/2" x #6		
423 <input checked="" type="checkbox"/>	5/8" x #6		
424 <input checked="" type="checkbox"/>	3/4" x #6		
425 <input checked="" type="checkbox"/>	1" x #6		
420T <input checked="" type="checkbox"/>			
421T <input checked="" type="checkbox"/>			
422T <input checked="" type="checkbox"/>			
423T <input checked="" type="checkbox"/>			
424T <input checked="" type="checkbox"/>			
425T <input checked="" type="checkbox"/>			

Item #	Size	Price/100	Item #	Price/1000
PHILLIPS HEAD, PAN HEAD SHEET METAL SCREWS				
426 <input checked="" type="checkbox"/>	1" x #8		426T <input checked="" type="checkbox"/>	
PHILLIPS HEAD, FLAT HEAD WOOD SCREWS				
436 <input checked="" type="checkbox"/>	1/2" x #4		436T <input checked="" type="checkbox"/>	
437 <input checked="" type="checkbox"/>	3/4" x #4		437T <input checked="" type="checkbox"/>	
431 <input checked="" type="checkbox"/>	3/8" x #6		431T <input checked="" type="checkbox"/>	
432 <input checked="" type="checkbox"/>	1/2" x #6		432T <input checked="" type="checkbox"/>	
433 <input checked="" type="checkbox"/>	5/8" x #6		433T <input checked="" type="checkbox"/>	
434 <input checked="" type="checkbox"/>	3/4" x #6		434T <input checked="" type="checkbox"/>	
435 <input checked="" type="checkbox"/>	1" x #6		435T <input checked="" type="checkbox"/>	

Item #	Size	Price/100	Item #	Price/1000
PHILLIPS HEAD, ROUND HEAD WOOD SCREWS				
446 <input checked="" type="checkbox"/>	1/2" x #4		446T <input checked="" type="checkbox"/>	
447 <input checked="" type="checkbox"/>	3/4" x #4		447T <input checked="" type="checkbox"/>	
442 <input checked="" type="checkbox"/>	1/2" x #6		442T <input checked="" type="checkbox"/>	
443 <input checked="" type="checkbox"/>	5/8" x #6		443T <input checked="" type="checkbox"/>	
444 <input checked="" type="checkbox"/>	3/4" x #6		444T <input checked="" type="checkbox"/>	
445 <input checked="" type="checkbox"/>	1" x #6		445T <input checked="" type="checkbox"/>	