

# DECOR CLEAT HANGING BARS for HEAVY FRAMES



**NOW available**  
**6", 12", 18"**  
**24", 36" & 48"**  
**pre-cut strips**

**CAN SHIP UPS**

Easy to cut-to-size extruded aluminum with oval pre-drilled mounting holes every 4" for easy mounting on walls or into wall studs for maximum strength. Hangs tightly to the wall. Designed for heavy and oversized frames, framed mirrors, or cabinets and heavy objects for commercial or residential applications. *Two bars are needed per framing application: one for the frame, one for the wall.*

**Instructions:** Attach one bar to the top of the picture frame. We recommend using a Decor #422, 1/2" x #6, Phillips Pan Head Sheet Metal Screw or longer, depending on the frame thickness. Attach the other bar to the wall, using a level to ensure that the frame will hang correctly. We recommend using Decor #426, 1" x #8 Pan Combo Sheet Metal Screws with Decor #516 Wall Anchors.

**SAVE xx% SAVE xx%**

Item	Length	Min 4 pcs.	10 pcs.	20 pcs.	
<b>STANDARD CLEAT: 1.2mm thick &lt;= 90lbs</b>					
870	59"				
<b>SUPER CLEAT: 2.0mm thick &gt;= 90lbs</b>					
871	59"				
Item	Length	Pkg'g	1 pkg	4+ pkg	10+ pkgs
<b>PREMIUM CLEAT: 1.5mm thick - Pre-packs</b>					
1537	<input checked="" type="checkbox"/>	6"	20 pcs		
765	<input checked="" type="checkbox"/>	12"	20 pcs		
1547	<input checked="" type="checkbox"/>	18"	16 pcs		
1538	<input checked="" type="checkbox"/>	24"	12 pcs		
1539	<input checked="" type="checkbox"/>	36"	8 pcs		
1540		48"	6 pcs		

To securely hang 1 frame using two 12" cleat bars (#765) per frame, we recommend:

- 1- #511 Security Slotted Brackets
- 1- #509 Security T-Screw
- 5- #422 1/2" x #6 Phillips Pan Head Sheet Metal Screws to attach cleat bar and security slotted bracket to frame.
- 3- #426 1" x #8 Phillips Screws to attach 12" cleat bar to wall
- 3- #516 Wall anchors to use with #426 screws

1- #508 Security Wrench

1- #547 Wall Anchor for T-Screw #509


You can make the 12" cleat bar more secure by using 1 each additional of the following: #422 screw, #426 screw and #516 anchor.

## DECOR CLEAT HANGING BAR Security Hardware

1 bag of #991 is good for 1 frame installation for 6" cleat bars.

**Includes:**

- 1 - #511 Security Slotted Bracket to attach to the bottom of the frame
- 1 - #509 Security T-Screw
- 1 - #547 Wall anchor for T-Screw #509 to attach to the wall.
- 5 - #422 1/2" x #6 Phillips Screws. 2 to attach cleat bar to the frame and 2 for Security Slotted Bracket #511 to attach to frame.
- 3 - #426 1" x 8 Phillips Screws to attach cleat bar to the wall
- 3 - #516 Wall anchors to use with #426 screws to attach cleat bar to the wall



Item	1 pkg	100+ pkg
991		

## SECURITY HANGERS for WOOD MOULDINGS

This 2-piece mounting bracket is perfect for heavy frames and mirrors. Wall mounting bracket with security spring facing up is mounted to the wall. The frame mounting bracket, with the inner leg facing down, is mounted to the frame. They interlock easily and quickly and insure a strong, secure hanging system.


**Item #904  SINGLE POLY BAG:**

**Includes:**

- 1 set of brackets
- 4 - #432 1/2" x #6 wood screws for frame mounting bracket
- 4 - #435 1" x #6 wood screws for wall mounting bracket
- 4 - #516 wall anchors

**Item #905 BULK for 100 FRAMES:**  
 1 box                      5 boxes


**FRAME MOUNTING BRACKET**



**Item #432**  
 Phillips Head, Flat Head Wood Screw

**Item #516**  
 Wall Anchor

**WALL MOUNTING BRACKET**



**Item #435**  
 Phillips Head, Flat Head Wood Screw

See back cover for details    Eff. 10/26/20